

# Style and Seating Capacity Options

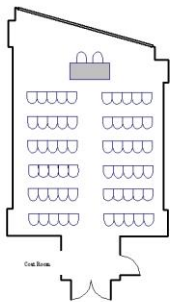
Ballroom and Meeting Rooms

JEAN HOWER TABER STUDENT UNION

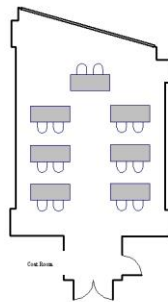
\*Seating Capacity noted below is based on tables and chairs only in rooms and does not include the addition of catering tables\*

Room	Standard Set Ups						Special Set Ups	
	Auditorium	Classroom	Closed Conference	Open Conference	Semi-Circle	Tiered Seminar	Fair Style (# of Tables)	Empty
Grand Ballroom	168	168	96				48	269
Ballroom A	88	88	36	28	28		26	152
Ballroom B	40	36	24	20	20		10	62
Ballroom C	12	12	12	10	8			16
Ballroom D	12	12	12	10	8			15
Ballroom E	12	12	12	10	8			21
Ballroom CDE	28	28						
Theatre						80		
308		15						
310	20	8	12	10	7		12	20
312	30	20	16	16	10		14	30
316						15		
318			4					
321			4					
322			4					
335	29	15	14	14	10		12	29

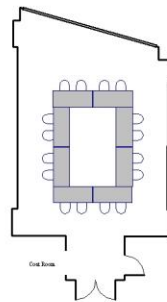
**\*\*Please note, CDC guidelines do not allow for more than 50 people in a single space at a time. This chart was developed with the assumption that social distancing protocols will still be in place once the limit of 50 people is lifted.**



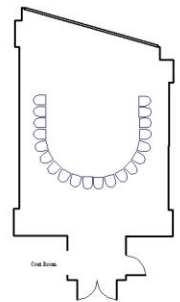
Auditorium



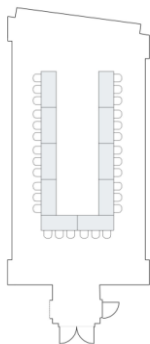
Classroom



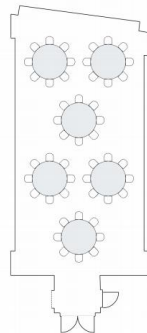
Closed Conference



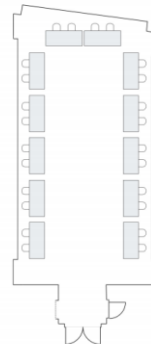
Semi-Circle



Open Conference



Banquet



Fair Style